



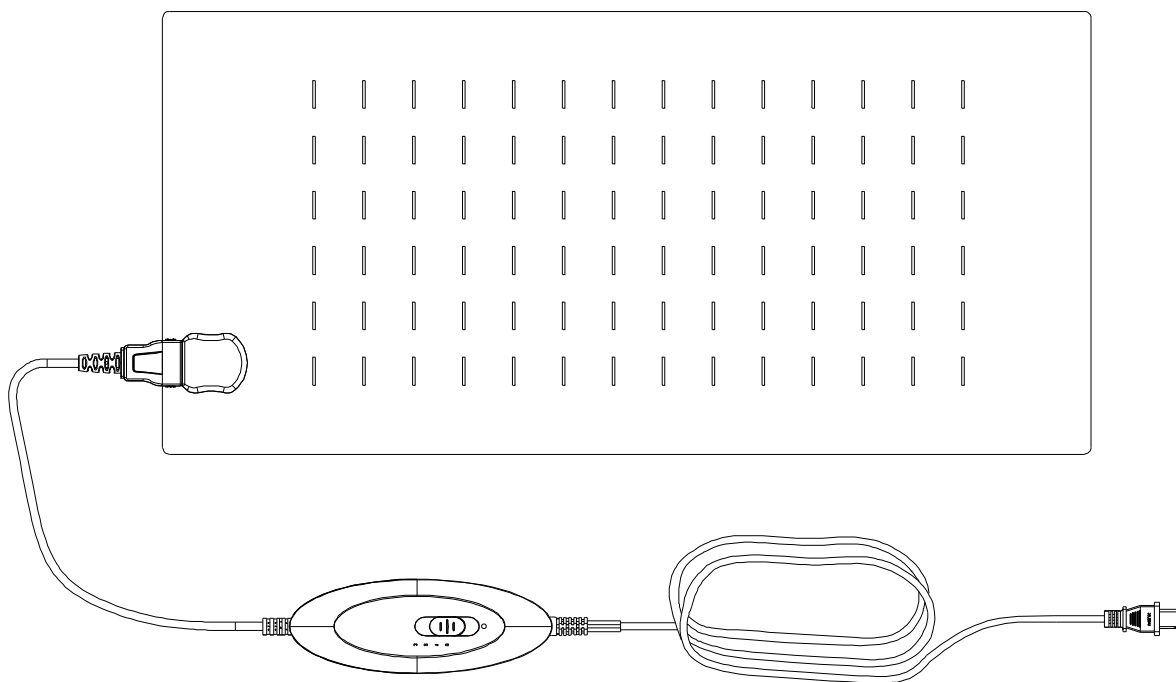
Microlife Heating Pad FH 96



microlife[®]

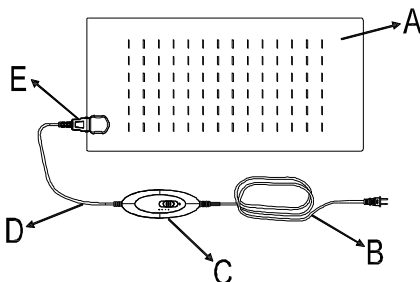
Important Information-Retain for future use!

HEATING PAD
FH 96



microlife[®]

Product introduction



A: Heating pad

B: Power supply

C: Hand control

D: Interconnection wire

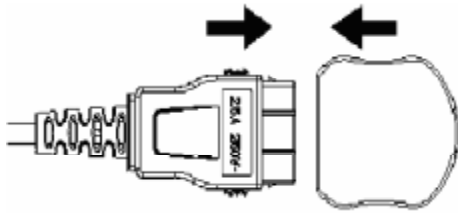
E: Connector

- **Please read this manual carefully before using this device. It is not intended for medical use in hospitals.**
- **To avoid any risk of electric shock when using the pad, please observe the following:**
 - Use only with the original controller FH96
 - To avoid the hand controller, switches or plug become damp or wet.
 - Do not use if wet!
 - Only use the pad in dry rooms, not in moist rooms such as bathroom etc.!
 - Check and make sure that the pad is undamaged each time before using.
I.e. do not use it if there is visible damage to the hand controller, switches, plug or the electric heating pad itself.
 - Do not insert pins or other sharp objects into the electric heating pad.
- **To avoid overheating when using the pad, please observe the following:**
 - Do not leave the pad switch on when it is unsupervised; switch it off when you leave the room.
 - Do not use the pad folded.
 - Avoid creasing the pad.
 - Do not cover the hand controller. To ensure the hand controller can function correctly, do not place the hand controller on or under the flexible section of the appliance, do not tuck the hand controller under pillows, cushions or clothing.
 - The cable should not be wound around the hand controller.
- **Do not use on a person incapable of movement, a baby or a person insensitive to heat.**
- **Ensure that children not use this device unsupervised.**
Children under 8 years old must not use this device unless a parent or guardian has set the control to the lowest temperature setting 1.
- This device may be used by children at least 8 years old and when it is used by people who have reduced physical, sensory or mental abilities or inadequate experience and/or knowledge, please make sure that they are supervised or have been instructed on how to use the device safely and have understood the resulting dangers.
- **Excessive application at a high setting can result in skin burns.**
- **Ensure the user does not fall asleep while the pad is switched on.**
- **The controller should be adjusted to setting 1,2 when it is used for an extended period .**
- **Do not use on a baby and do not let children play with the electric heating pad.**
Do not leave children unsupervised with the electric heating pad because they can not correctly recognize or identify possible dangers.
- **Examine the device frequently for signs of wear or damage.**
If there are signs of wear or damage or the device has been misused please contact the manufacturer or authorized agent prior to any further use.
- **If the supply cord is damaged, it must be replaced by the manufacturer, an authorized agent or similarly qualified persons in order to avoid any hazards.**
- Do not try to open or repair the device yourself. Special tools are required to re-assemble the device.
- **When not in use, store the electric heating pad flat in a dry place.**
When not in use, allow it to cool down before being folded.
Do not place any objects on it and never store the pad with sharp creases, otherwise the pad may be damaged.
- Cleaning and user maintenance shall not be made by children unsupervised.

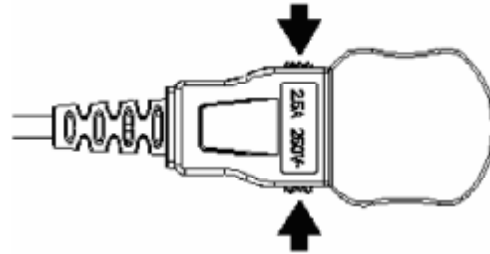
1. Proper use

1. Connect the interconnection cord well to make sure that the good connection between the hand control and heating pad.

Using instruction of connector: Plug one side of the connector with clips into another side (See picture A). If want to disconnection the connector, need to press the clips inward by hand and then divide the connector into two sides. (See picture B)



(Picture A)



(Picture B)

2. Plug into a 220 - 240 volt AC mains socket and set hand control to the desired heat setting using the slider.

- Select the suitable temperature setting on the slider-these switches on the heating pad. An indicator will illuminate, showing that the appliance is connected to the power supply and is switched on.
- The electric heating pad is switched off by moving the slider to the "0" position, the indicator will then go out.

Attention: Please ensure that air circulates between the heating pad and your skin during use.

3. The electric heating pad hand control will automatically turn off the heater after approximately 90 minutes. However, the indicator lamp will remain illuminated (flash warning).

- To reset the timer and start a further heating period, move the slider to the off "0" position (the indicator lamp will be went out) and back to the desired heat setting.

2. MICROLIFE heating pad use method and application:

Please use the heating pad cover your parts of body (As arm 、 shoulder 、 lower back 、 belly 、 leg or thigh parts etc.).



3. Cleaning Instructions

Warning: Always unplug the power cable from the mains socket before you undertake any cleaning of the product and take the hand control apart from the heating pad.

1. The heating pad can be machine-washed or hand washed.
2. Do not allow the hand control to get wet. Do not use any detergents or solvents, they may damage the device.
3. On no account hold the hand control under water. Otherwise moisture may enter the hand control and cause damage.

4. Guarantee

This product is guaranteed for **2 years** from the date of purchase. This guarantee covers the electronic hand control, cable, and the pad itself but not covers incorrect use, accidents or damage resulting from failure to follow instructions, or modifications to the device not carried out by the manufacturer.

The guarantee is only valid upon presentation of the guarantee card filled out by the dealer.

 Cleaning and user maintenance shall not be made by children without supervision.

5. Explanation of symbols



Read the instructions carefully before using this device.



Do not use folded.



Do not insert needles.



Wash the device by hand under warm water.



Machine or hands wash at 30 °C.



Do not use bleach.



Do not iron.



No chemical dry-cleaning.



Do not dry in dryer machine.



Not suitable for children between 0-3 years!
Children under 3 years of age are unable to respond to over-heating.

6. Important safety information

1. If the thermal fuse or the power current fuse was melted down, short-circuit will be happened, and this device must be return back to the manufacturer or the authorized agent for repair.
2. Examine the device frequently for signs of wear or damage. If there are signs of wear or damage or incorrect use, this device must be return back to the manufacturer for repair.
3. If the supply cord is damaged, it must be replaced by the manufacturer, an authorized agent or similarly qualified persons in order to avoid any hazards.
4. This device is not intended for medical use in hospitals.
5. Do not wrinkle the device.
6. The electric heating pad hand control will automatically turn off the heater after approximately 90 minutes.
7. The user should not fall asleep when the appliance is in use.
8. The instructions for appliances provided with detachable control units or detachable transformers shall state that the appliance is only to be used with the types that are marked on the appliance.
9. Method of storage: When not in use, allow the pad to cool down before being folded. Store the electric heating pad flat in a dry place. Do not place any objects on it and never store the pad with sharp creases, otherwise the pad may be damaged.

7. Technich specificatin

| | |
|-----------|----------|
| Voltage | 220-240V |
| Power | 150 W |
| Frequency | 50 Hz |

8. www.microlife.com

Detailed user information about our products and about our services can be found at www.microlife.com



Europe / Middle-East / Africa

Microlife AG
Eспенstrasse 139
9443 Widnau / Switzerland
Tel. +41 / 71 727 70 30
Fax +41 / 71 727 70 39
Email admin@microlife.ch
www.microlife.com

Asia

Microlife Corporation.
9F, 431, RuiGang Road, NeiHu
Taipei, 114, Taiwan, R.O.C.
Tel. 886 2 8797-1288
Fax.886 2 8797-1283
Email service@microlife.com.tw
www.microlife.com

North / Central / South America

Microlife USA, Inc.
424 Skinner Blvd., Suite C
Dunedin, FL 34698 / USA
Tel. +1 727 451 0484
Fax +1 727 451 0492
Email msa@microlifeusa.com
www.microlife.com

IB FH 96 1915

microlife[®]